

**ATAUFF®**



MANUFACTURER OF  
HYDRAULIC QRC



VALUE FOR QUALITY

**ASIAN HYDRAULIC**

**Office/ Factory :** Plot No. W-210A, Near Deepak Fertilizer, Palekurd,  
MIDC, Taloja, Dist. Raigad, Navi Mumbai - 410208.

**Email :** [asian\\_hydraulics@rediffmail.com](mailto:asian_hydraulics@rediffmail.com) / [sales.asianhydro@gmail.com](mailto:sales.asianhydro@gmail.com)

**Web. :** [www.asianhydraulic.com](http://www.asianhydraulic.com)

Contact : +91 9821583312 / +91 8169395308



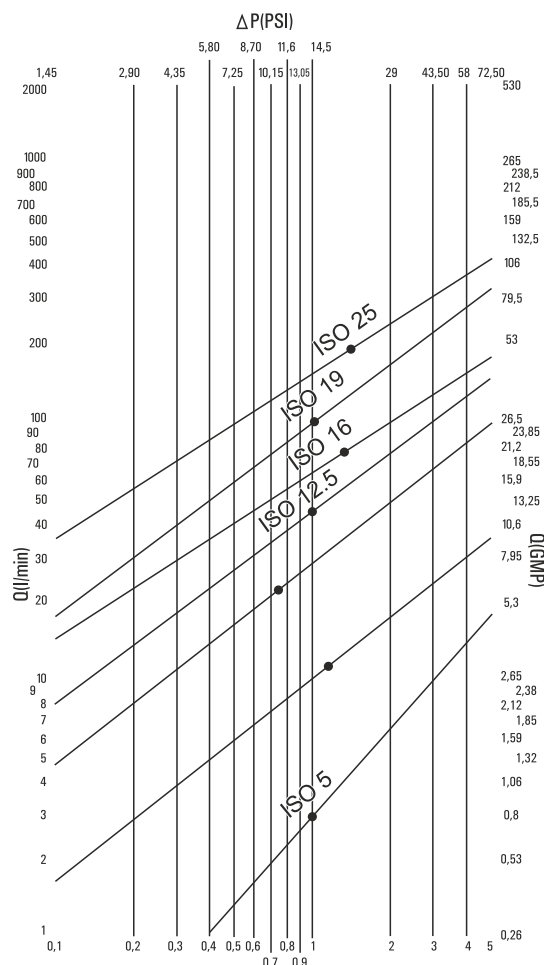
## ATAUFF AHF04

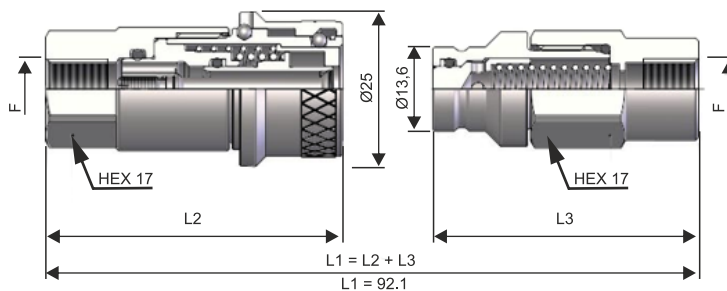
ISO16028/350 BAR

Nomial Size				Max working pressure	Rated flow	Max flow rate	Min burst pressure			Fluid spillage
							Male	Female	Coupled	
DNP	BG	ISO	mm	MPa	l/min	l/min	MPa	MPa	MPa	cc
04	0	5	4	50	3	9	250	210	250	0.006
06	1	6.3	6	40	12	24	190	190	190	0.008
13	2	10	8.6	35	23	46	150	170	160	0.010
20	3	12.5	10.7	35	45	90	170	150	170	0.012
22	4A	16	12.8	35	74	150	160	140	150	0.015
25	4	19	14.8	35	100	200	160	140	180	0.020
30	5	25	17.6	35	189	280	140	140	150	0.030

### Technical Data

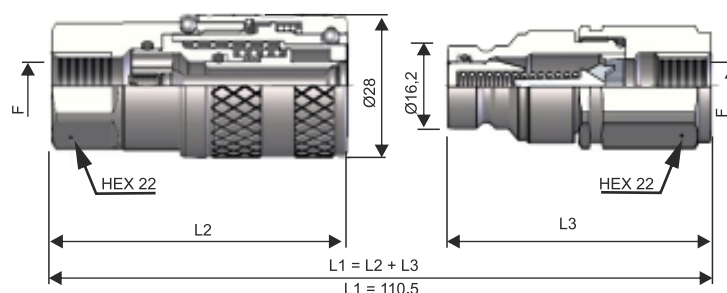
- Standard : ISO 16028 (DN06->DN30)
- Occlusion : Flat Face
- Locking : radial Balls
- Material : steel
- Finishing : Zn-Fe (Cr III) and Zn-Ni
- Threads : BSP-NPT
- Standard seals : NBR and PU
- Working temperature : -25°C+100°C
- Optional seals : FKM, EPDM or more
- Working pressure : 350-500 bar
- Connection under residual pressure :  
not allowed





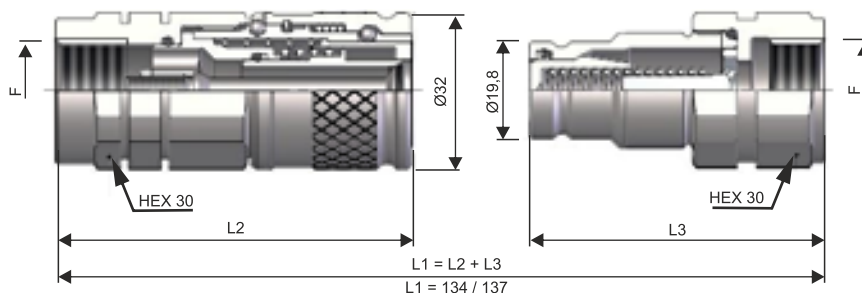
## AH04 DN 04-40 - ISO5

THREADS	L2	L3	THREAD SIZES	STANDARD	FEMALE			MALE		
					COD. F	Weight (g)	Packaging (pcs)	COD. M	Weight (g)	Packaging (pcs)
IG 1	48.6	43.5	BSP 1/8"	DIN 3852-2-X	AH04-G-04-05-F	73	20	AH04-G-04-05-M	38	20
	48.6	43.5	NPT 1/8"	ANSI B1.20.3	AH04-N-04-05-F	74	20	AH04-N-04-05-M	38	20



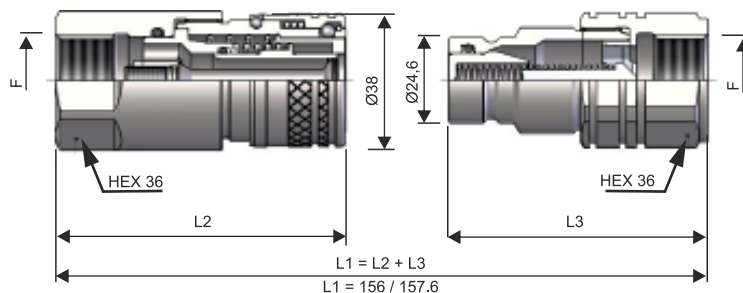
## AH04 DN06 - 0641 - ISO 6.3

THREADS	L2	L3	THREAD SIZES	STANDARD	FEMALE			MALE		
					COD. F	Weight (g)	Packaging (pcs)	COD. M	Weight (g)	Packaging (pcs)
IG 1	58.5	52	BSP 1/4"	DIN 3852-2-X	AH04-G-06-6.3-F	178	20	AH04-G-06-6.3-M	96	20
	58.5	52	NPT 1/4"	ANSI B1.20.3	AH04-N-06-6.3-F	179	20	AH04-N-06-6.3-M	97	20



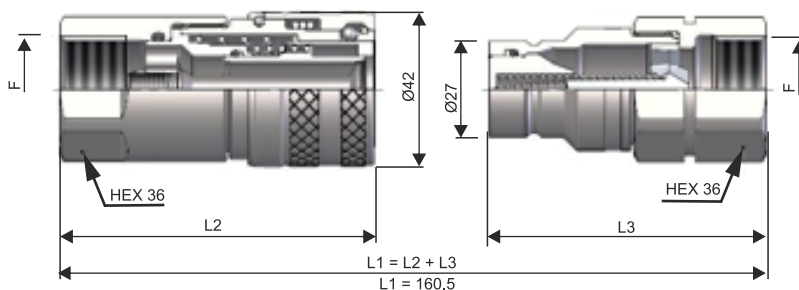
## AH04 DN13 - BG 2 - ISO 10

THREADS	L2	L3	THREAD SIZES	STANDARD	FEMALE			MALE		
					COD. F	Weight (g)	Packaging (pcs)	COD. M	Weight (g)	Packaging (pcs)
IG 1	73.5	60.5	BSP 3/8"	DIN 3852-2-X	AH04-G-10-10-F	300	20	AH04-G-10-10-M	160	20
	73.5	63.5	NPT 3/8"	ANSI B1.20.3	AH04-N-10-10-F	302	20	AH04-N-10-10-M	162	20
	73.5	60.5	BSP 1/2"	DIN 3852-2-X	AH04-G-13-10-F	280	20	AH04-G-13-10-M	180	20
	73.5	63.5	NPT 1/2"	ANSI B1.20.3	AH04-N-13-10-F	284	20	AH04-N-13-10-M	182	20



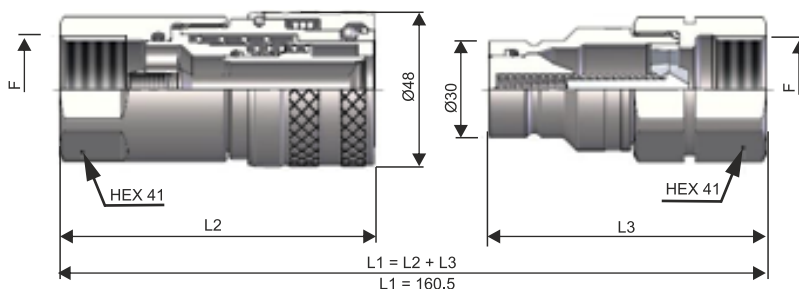
## AH04 DN 20 BG3 - ISO 12.5

THREADS	L2	L3	THREAD SIZES	STANDARD	FEMALE			MALE		
					COD. F	Weight (g)	Packaging (pcs)	COD. M	Weight (g)	Packaging (pcs)
IG 1	83.5	72.5	BSP 1/2"	DIN 3852-2-X	AH04-G-13-12.5-F	280	20	AH04-G-13-12.5-M	180	20
	83.5	74	NPT 1/2"	ANSI B1.20.3	AH04-N-13-12.5-F	284	20	AH04-N-13-12.5-M	182	20
	83.5	74.5	BSP 3/4"	DIN 3852-2-X	AH04-G-20-12.5-F	480	20	AH04-G-20-12.5-M	280	20
	83.5	74	NPT 3/4"	ANSI B1.20.3	AH04-N-20-12.5-F	489	20	AH04-N-20-12.5-M	287	20



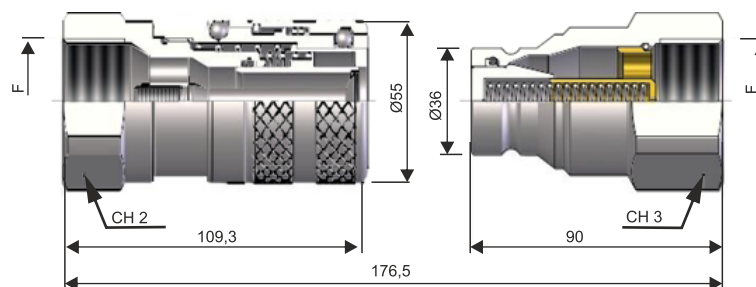
## AH04 DN20- BG4 - ISO 16

THREADS	L2	L3	THREAD SIZES	STANDARD	FEMALE			MALE		
					COD. F	Weight (g)	Packaging (pcs)	COD. M	Weight (g)	Packaging (pcs)
	86	74.5	BSP 3/4"	DIN 3852-2-X	AH04-G-20-16-F	480	10	AH04-G-20-16-M	280	10
	86	74	NPT 3/4"	ANSI B1.20.3	AH04-N-20-16-F	488	10	AH04-N-20-16-M	283	10



## AH04 DN25- BG4 - ISO 19

THREADS	L2	L3	THREAD SIZES	STANDARD	FEMALE			MALE		
					COD. F	Weight (g)	Packaging (pcs)	COD. M	Weight (g)	Packaging (pcs)
	97.5	86	BSP 1"	DIN 3852-2-X	AH04-G-25-19-F	780	10	AH04-G-25-19-M	415	10
	97.5	86	NPT 1"	ANSI B1.20.3	AH04-N-25-19-F	786	10	AH04-N-25-19-M	428	10



## AH04 DN30 - BG 5 ISO 25

THREADS	CH2	CH3	F	STANDARD	FEMALE			MALE		
					COD. F	Weight (g)	Packaging (pcs)	COD. M	Weight (g)	Packaging (pcs)
IG 1	55	55	BSP 1 <sup>1</sup> / <sub>4</sub>	DIN 3852-2-X	AH04-G-32-25-F	1140	10	AH04-G-32-25-M	636	10
	55	55	NPT 1 <sup>1</sup> / <sub>4</sub>	ANSI B1.20.3	AH04-N-32-25-F	1155	10	AH04-N-32-25-M	648	10